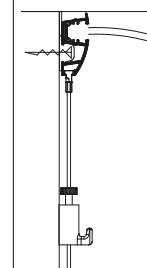
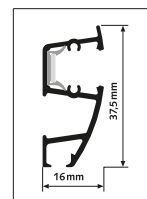


COMBI RAIL PRO LIGHT



50
KG/M

2
YEAR
WARRANTY







POWERED BY:
PHILIPS
MASTER LED






installation
movie

RAIL/PARTS

RAIL/ PARTS								
								
COMBI RAIL PRO LIGHT RAL 9010 (INCLUDES FASTENERS AND END CAPS)		COMBI RAIL PRO LIGHT CONNECTOR SET (BOTH STRAIGHT AND CORNER CONNECTOR)		CONNECTION BLOCK		TRAFO HALOGEN LED 220/12 INCLUDES CONNECTION BLOCK		
						60 W	100 W	300 W
ARTICLE NO. 200 cm	40.11200	40.31300		40.31500		40.32060	40.32100	40.32300
ARTICLE NO. 300 cm	40.11300	40.31300		40.31500		40.32060	40.32100	40.32300

LAMPS

EXTRAS											
											
FITTING				HALOGEN PHILIPS MR16 SILVER BRIGHT			MASTER LED PHILIPS LV 3000K WARM WHITE				
20 cm		50 cm		70 cm		20 W	35 W	50 W	3,4 W	7 W	8 W
ARTICLE NO.		40.21200	40.21500	40.21700		40.41120	40.41135	40.41150	40.41303	40.41307	40.41308

FLEXIBLE
SAFE
HIGH END



Flexible picture hanging and lighting system in one

Combi Rail Pro Light combines picture hanging and lighting in one system. The rail's attractive, neutral design enables it to be integrated in almost every style of interior. Use the adjustable fittings to provide optimum and high-quality lighting for pictures and other wall decorations on your wall. You can position the Twister suspension wires anywhere along the rail, making it easy to change and move artwork and pictures. This flexible and user-friendly picture hanging system guarantees that the walls in your room will stay undamaged.

Easy installation in three steps

In 3 quick steps you can fit the rail and connect the power supply without requiring special tools and techniques. Step 1 comprises fitting the clips (Click&Connect) to the wall and clicking the rail to the clips. The rail immediately fits firmly in place after which you can carry out Step 2; connecting the power supply. Step 3 involves installing the picture lighting fittings: with just one quarter turn you can position these where you want on the rail. The fittings are suitable for LED and halogen lamps and are available in lengths of 20 cm, 50 cm and 70 cm. You can adjust the high-temperature resistant luminaire cover, manufactured from high-quality plastic, to direct the lighting onto your picture. The conductive and hanging functions for the hanging rail with picture lighting are separated. All Combi Rail Pro Light components are approved by reputable, independent certification authorities.